

GENERAL

ALIASONIC The AUF750 Series is a fixed mounted, transit-time ultrasonic Flowmeter. It features clamp-on style transducers for non-invasive measurement of clean homogeneous liquid processes.

This user friendly microprocessor based, field programmable flowmeter ensures that the flow of existing processes can be performed without interrupting the flow and has very low installation costs.

FEATURES

- 4 line LCD display with flowrate, totalizer & signal condition
- Stores up 64 Day / Month / Year Totalizer daily value
- Batch control function
- Wide range velocities of 0.01~+/-32 m/s
- Transducers for pipe size from 15-6000 mm
- High accuracy of +/-0.5% of reading
- Built-in magnet in transducers, no need for steady tool on metal pipe
- SD card (16 G) Data-Logger (Flowrate, totalizer, time, Energy, etc.)
- Response time less than 1 second

STANDARD SPECIFICATION

- | | | | |
|-----------------------|--|------------------------|--|
| ● Measuring Principle | : Transit time difference | ● Keypad | : 16 Key with tactile action |
| ● Pipe Size | : S Type : 15-100 mm (1/2"-4")
: M Type : 50-1000 mm (2"-40")
: L Type : 300-6000 mm (12"-240")
: HS Type : 15-100 mm (1/2"-4")
: HM Type : 50-1000 mm (2"-40") | ● Response Time | : Less than 1 second |
| ● Pipe Material | : Cast Iron, Stainless Steel, Ductile Iron
Copper, PVC, Aluminum, Fiberglass etc. | ● Flow Velocity | : 0.01~+/-32 m/s |
| ● Liner Material | : Tar Epoxy, Rubber, Mortar, Polypropylene,
Polystyrol, Polyethylene, Teflon etc. | ● Resolution | : 0.0001 m/s |
| ● Display | : 4 Line LCD with illumination
Flowrate : 5 Digit with decimal point
Totalizer : 8 Digit, Forward, Reverse & Net values.
Engineer Unit : m ³ , Liter, US Gallon, Imperial Gallon,
Million Gallon, Cubic Feet, US Barrels,
Imperial Barrels, Oil Barrel
Time Unit : Second, Minute, Hour, Day
Other : Velocity, Date, Time, Signal condition. | ● Ambient Temperature | : -20~50 °C |
| ● Accuracy | : +/-1%~+/-2% of reading (0.5-30 m/s)
: +/-0.5% of reading (Online calibration) | ● Max. Cable Length | : 300 m |
| ● Repeatability | : +/-0.2% of reading | ● Power Consumption | : Less than 2W |
| ● Temperature Input | : PT1000 * 2 points for BTU calculation
Function : Δ T, Measurements for Thermal Energy | ● Power Supply | : 85-265 VAC 50/60 Hz or 8-36 VDC |
| ● Mounting | : Wall mounting | ● Data Storage | : Operation parameters and totalizer
figures are stored by EEPROM for more
than 10 years |
| | | ● Current Output | : 4-20 mA or 0-20 mA or 20-4-20 mA |
| | | ● Pulse Output | : 1-9999 Hz |
| | | ● Data Logger | : SD card (16 G) Data-Logger
(Flowrate, Totalizer, Time, Energy, etc.) |
| | | ● Recording Capability | : 4 Years (1 columns / 1 seconds)
: 240 Years (1 columns / 1 minutes) |
| | | ● Alarm | : High / Low with buzzer
: 5 VDC 1A / 125 VAC 0.5A |
| | | ● Communication | : RS485 (MODBUS) |
| | | ● Dimensions | : 235 * 205 * 95 mm |
| | | ● Weight | : 1.5 kg |
| | | ● Protection Class | |
| | | Converter | : IP65 |
| | | Sensor | : IP67 (Standard)
: IP68 (Submersible) |



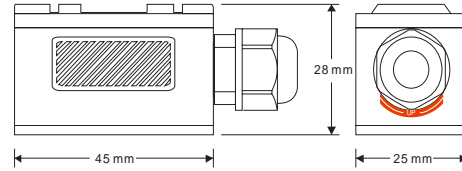
SENSOR SPECIFICATION

- Fluid Temperature : -40~110 °C

- S Type

Pipe Size : 15-100 mm (1/2"-4")

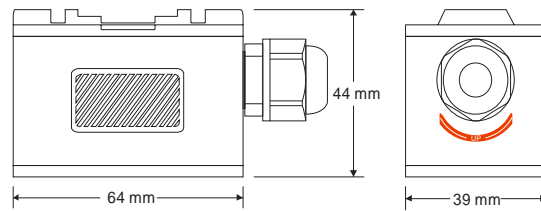
Dimensions : 45 * 25 * 28 mm



- M Type

Pipe Size : 50-1000 mm (2"-40")

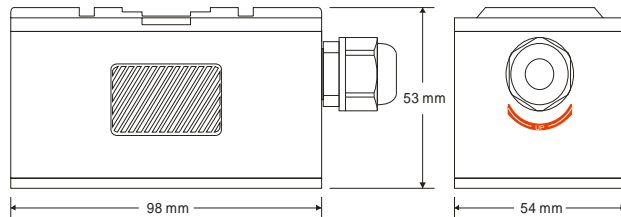
Dimensions : 64 * 39 * 44 mm



- L Type

Pipe Size : 300-6000 mm (12"-240")

Dimensions : 98 * 54 * 53 mm

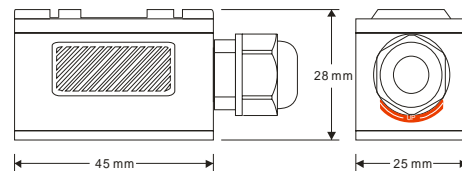


- Fluid Temperature : -40~160 °C

- HS Type

Pipe Size : 15-100 mm (1/2"-4")

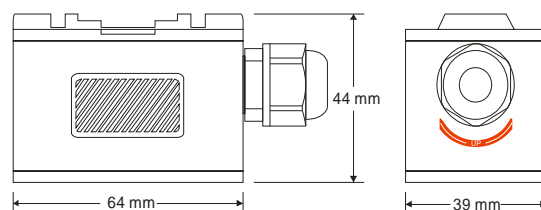
Dimensions : 45 * 25 * 28 mm



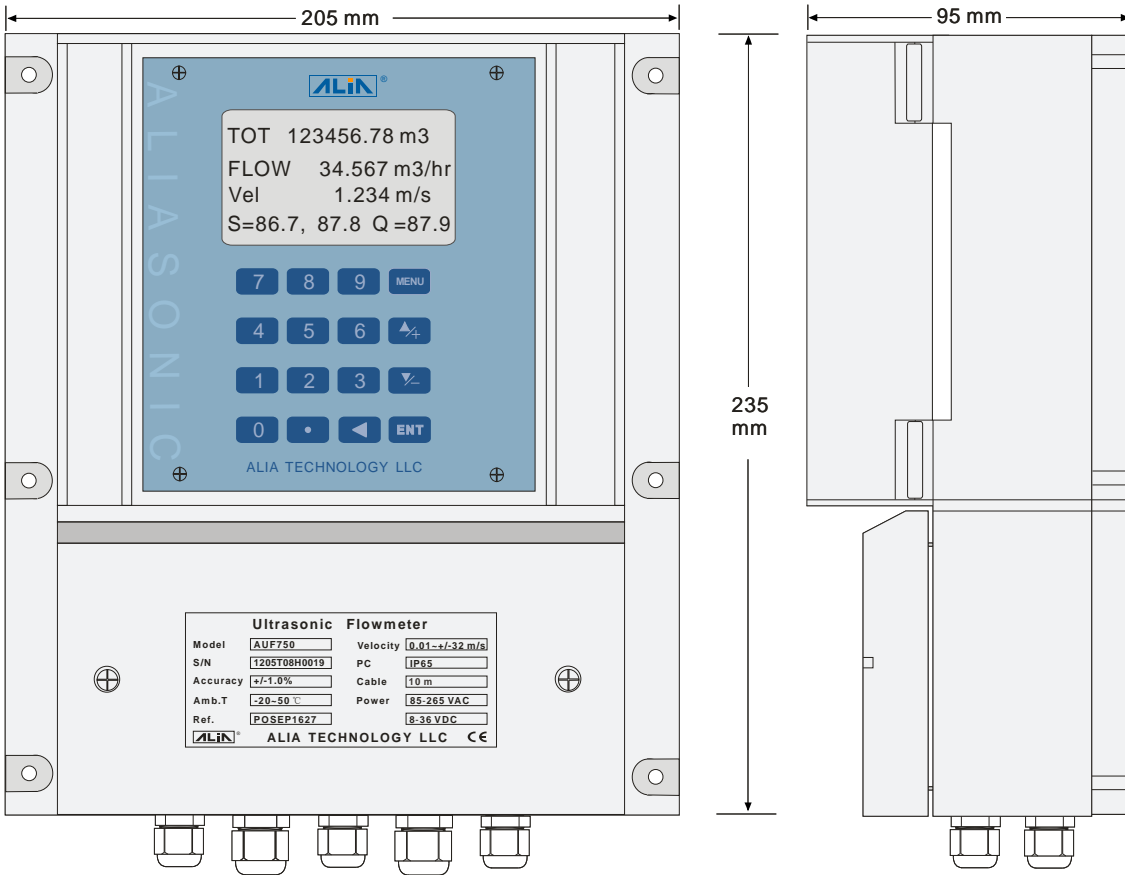
- HM Type

Pipe Size : 50-1000 mm (2"-40")

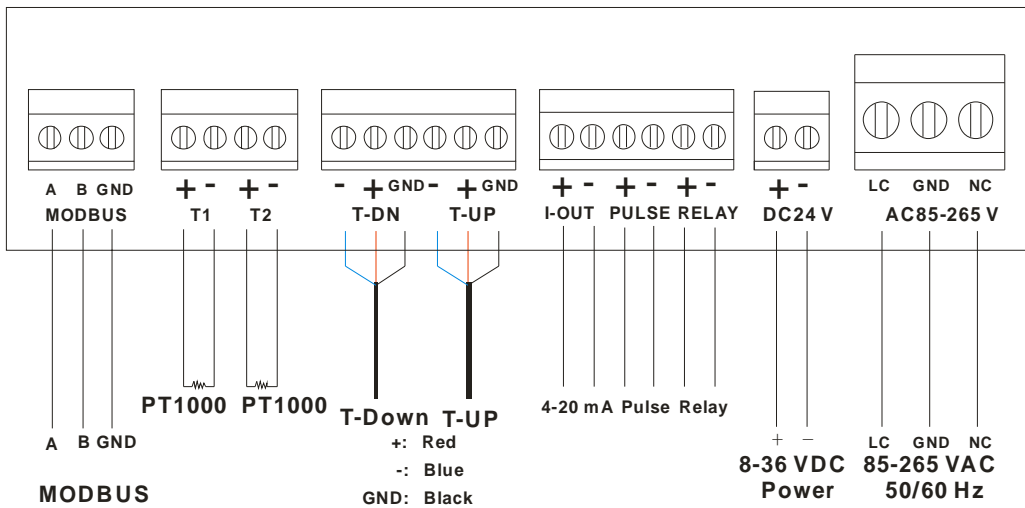
Dimensions : 64 * 39 * 44 mm



➤ DIMENSIONS FOR ULTRASONIC FLOWMETER



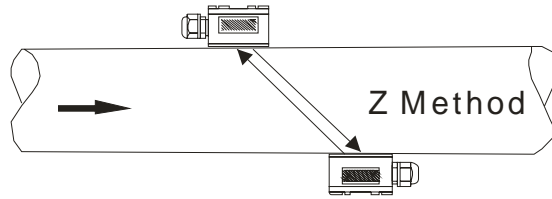
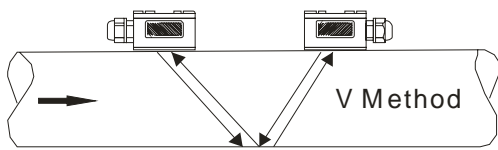
➤ WIRING DIAGRAM



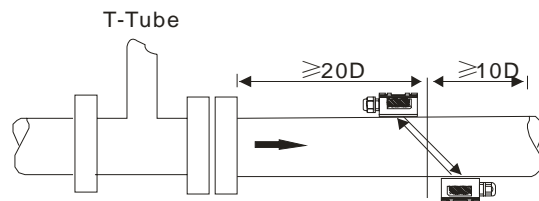
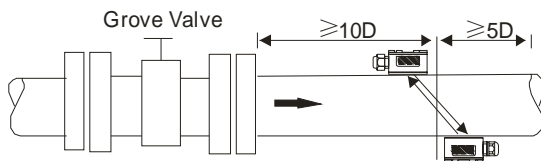
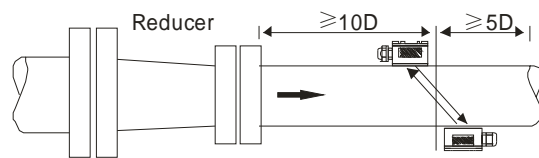
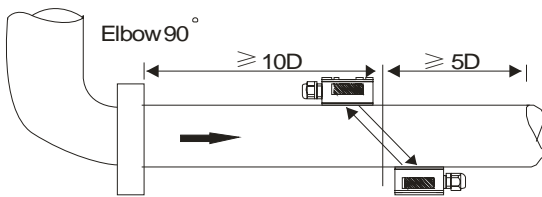
➤ ACCESSORIES



INSTALLATION



CONDITIONS ON STRAIGHT PIPE



MODEL SELECTION GUIDE

AUF750 Series				
Example: AUF750-S-010-NN (AUF750 Converter + Small Sensor -15~100 mm + Cable 10 m + 85-265 VAC or 8-36 VDC Power)				
AUF750-	X	-XXX	-XX	Description
Basic Selection	AUF750-			Basic Model, Include * AUF750 Converter * Mounting Belt * Acoustic Gel * Fixed Glue
Detector	S			Small Sensors, 15-100 mm (1/2"-4"), -40~110 °C
	M			Middle Sensors, 50-1000 mm (2"-40"), -40~110 °C
	L			Large Sensors, 300-6000 mm (12"-240"), -40~110 °C
	HS			High-Temperature Small Sensors, 15-100 mm (1/2"-4"), -40~160 °C
	HM			High-Temperature Middle Sensors, 50-1000 mm (2"-40"), -40~160 °C
Signal Cable Length		-NNN		3-300 m
Power Supply			-NN	85-265 VAC, 50/60 Hz or 8-36 VDC